



Puppy Training Made Easy

Puppy Training

*The Training Development
Course*

How to pick up Fluency
in puppy training through
Self-study.....

Learning training basics
made easy.....

What is bad behavior and
how to control it...?

Puppy training challenges
and risks.....

Young puppy concerns
and needs.....

Loving puppy and your
family

How does your puppy
think and act?

Commanding your puppy
and his manners...

Mastering puppy
socialization techniques
and tricks.....

Your puppy as your friend
and a close companion
for life.....

Contents

An Introduction to Dog Puppy Training	3
Basic Training Issues	6
Training Implements and Tools	8
How to Housebreak your Puppy?	12
General Training Considerations	15
Basic Training Made Easy	17
Behavior Training Challenges	20
Domination and Aggression	24
Uncontrolled Barking	34
Stool Eating and Urination	39
Puppy Socialization	44
Puppy Commands Basics	47
Travel Training Your Puppy	51
Submissive and Excitement Urination	54
How Do Dogs Think?	56
Interesting Facts on Puppy Training	58

An Introduction to Dog Puppy Training

Dogs have been man's close friends for many thousands of years, and they were living all these years, in well defined social packs, till man started domesticated them as pet dogs. Earlier, these dogs were considered wild and unruly, and they lived in their own individual social packs. Each member of the pack had its own duties and responsibilities apart from their own designated, individual position in the hierarchy. Once dogs gave birth to their puppies, and as these puppies started growing up, each of the puppies had its assigned ranking and priority in the pack; by birth and instinct, a puppy will start learning whether he is weak, fragile or submissive in his approach.

If a dog was submissive and meek in its approach, other stronger puppies pushed and chased that dog away for their share of food and space. If this dog had enough strength and a wily nature, he was the one who pushed and chased other weak puppies away. The Mother Nature had its own way of determining the position or hierarchy of a given puppy, and the whole community led a life whose structure was strictly hierarchical in nature.

The social behavior of a dog was expressed during its adult stages, as dogs used to reestablish their positions. If a dog was the aggressive of the pack, he used to bully his way through the pack and assert his authority. It was just the other way round, when the grown up dog was meek and submissive; it was always a case of bowed head and prostrating body!

However, when man started domesticated these wonderful animals, there was a curious problem of disciplining them for good manners and an organized living. As a result, there was an intensive effort to find new ways of training these wild dogs and their off-springs to make them learn new manners and behavior. Years of consistent efforts and new techniques have lead to a series of dog training packages that are used even today.

Training a dog is not an easy task and the entire training task is riddled with various challenges and risks. However, with new techniques and tricks, you can

also train your dog in your own house, and with this fact filled e book to help you out. Training starts in your own home and with your loving puppy! A well disciplined puppy is a source of joy and inspiration, while a badly mannered puppy could be a nuisance and a source of embarrassment.

A young puppy is just like a baby.

Your pup is just like your small kids; there is a stark similarity between your kids and a pup. Just like your small kids, pups also need discipline training, as soon as they are brought into your house. Disciplining your kids is actually a tough and tiring task, and teaching good mannerism to your pup is almost like disciplining your child.

Young pups have a curious habit of displaying a character of submissiveness, as soon as they are brought inside the house. When start talking to your puppy, it may just roll over and start urinating on your legs. In nature, this behavior is interpreted as a gesture to show that the pup is very weak and mild, bordering almost on begging for forgiveness. At this juncture, your pup needs reassurance and encouragement; never start scolding your dog when you see this submissive behavior.

You may need some time to understand and interpret your puppy's behavior. Don't get surprised to know that your dog will also take some time to understand your psyche and attitude! It is almost like a two-way communication channel. Your pup has its own type of special behavior and discipline, which may not be acceptable to you and your family.

But, there is always a limit to what you can control and restrain in your dog; one of the typical behavior of dog is its innate character of aggression, when it is fed a favorite food. Thus, the basic technology of puppy training involves a strategy that understands the fine balance between dog's innate behavior (which are often very difficult to change and control) and its social obligation (social obligation means projecting dog's overall behavior in front of family and friends).

The overall need for puppy training is to make your puppy socially-compliant and people friendly; more often, puppies are disciplined for their wild manners and behavior, which have been inherited down the progeny line for thousands of years.

There are several valid reasons as to why you should train and discipline your dog for good behavior and manners. It is very important that your pup must know what you wish and expect from him, so that he will respond accordingly and correctly. Every dog likes to please his master and he will readily do this if he is trained and rewarded properly for his good behavior. There are some important reasons to spend your precious time to train your puppy:

- ✓ The basic objective of puppy training is to provide a session of education for the puppy as well as its owner. The main aim of this obedience training is to learn how to live in harmony with each other
- ✓ Puppy training means, spending quality time with your dog to display your love and affection towards the puppy, and also to teach basic tricks and techniques. You can reserve this time as a fun time to allow your dog to learn basic discipline and manners.
- ✓ When your pup gets the required training, it will start respecting you as his real owner.
- ✓ Basic training will also help your dog to respect your neighbors and visitors.
- ✓ Training is also meant to prevent boredom in puppy's life and to avoid behavioral problems like biting, chewing and digging.
- ✓ A well trained dog is neighbor's envy and your pride! A trained puppy can impress friends and colleague very easily with its excellent manners.
- ✓ When you train your dog systematically and in an organized manner, you can easily take it out for walking or grooming purposes.
- ✓ In some regions and counties, dog owners may even avail a small concession on registration fees for their trained dogs.

Basic Training Issues

When you bring home a lovable puppy, it means you have plenty of responsibility in your hand; as soon as you buy your dog, you will be its truthful owner and guardian. As an owner, you must know the extent of training that is needed by your pup. Your dog is just like any other animals and it usually displays a certain amount of patience and tolerance. Though it is very difficult to ascertain the extent and level of training that is to be provided to your pup, you can still quantify the right amount by using many trial and error methods.



The basic training issue here is the emotional equation between you and the puppy on a coordinated and calibrated basis. You may need to set aside a designated amount of time to train your puppy as part of your own social obligation. Once you reserve this time, you'll need to be very serious in involving yourself as the real training master. Owning your dog is a serious responsibility, and you may never like to take it too lightly. By owning a dog, you'll need to set up some rules and guidelines both for yourself and your dog. Here are some of the basic elements that must guide you in your dog training quest:

- How do you like your dog? Do you wish your pup to be a big nuisance both to your family and your neighbors? A bad dog is a dangerous creature that can bite and scare your children and neighbors.
- Grooming involves discipline training plus physiological maintenance. Your dog will need your constant attention, love and affection apart from a liberal dose of exercise.
- All things being equal and for obvious reasons, you must have purchased a puppy to make it as your close companion and a dear friend. If so, you must treat it as a part of your family.

- Puppy-hood is the most critical time in a puppy's life, and when you help you puppy off its fragile feet, you'll be doing a great service by providing it a productive and fun filled life.
- Training is a two way affair that requires you to act responsibly and coherently, so that your dog learns all obedience technique. This book will help you learn advanced techniques that are easy to understand and comprehend.
- You must teach your dog what is right from wrong; this attitude will help him to be on his guard from invisible dangers and imponderables.
- When you commit your personal time to your puppy, you're making your dog a lifetime friend and faithful companion. With good training and proper care, you'll also own a dog that responds to your wishes and requirements.
- Obedience training is not a tool to teach dogs to perform tricks or contest exercises; it's to train dogs to be faithful, obedient and systematic, to do what they're ordered to do.
- Puppy training covers many lessons and techniques that a dog can learn, including exercises, general manners, show ring tricks, and skills shows.
- Dog training should be a fruitful exercise that is fun filled and interesting. This time could also be used as a precious interlude to develop a deep bond between you and the puppy. The time can be used to bond closely with your dog and learn each other's personalities.
- As your puppy grows up and becomes an adult, he will need to know who the real boss is. Who is making the final word?? A pup will start making up his own rules if he is not made to realize that he is not the real boss!
- The ultimate issue is to create a suitable environment for your puppy to live in a harmonious condition along with his family members. The puppy must realize that his master is being very benevolent enough to keep him in the house to raise him as a part of the family.
- Finally, the most basic issue in puppy training is that you must make your dog completely grateful to you for your kindness and generousness.

Training Implements and Tools

Whatever the equipments and tools you use to train your puppy, they are of little use, if your basic techniques and methods are ill fitting both for you and your dog. If you find that your present relationship with your dog needs a lot of re-work,



then it is the time to reevaluate your entire dog training strategy. Training equipment come handy and useful, when you want to expedite your training process. Training tools are absolutely essential to ensure a complete puppy training package. When selecting training equipment, you need to consider several factors such as:

Does your dog recognize the signals sent out by the training tools?

Your dog will always anticipate some sort of reaction from you, while a reaction



can emanate only from a quiet signal sent out by you. To perceive any kind of signals, your dog must be able to hear or see them. Many puppy training tools are made to rely on the touch aspect of

feeling and also on the physiological sensitivity. The sensitivity of touch is dependent on:

- The breed of dog,
- The given situation and,
- The individual

To choose the best tools and equipments for your dog, you'll need to assess the real time situation and act accordingly. Dogs will do well with those tools which provide enough information for them to act and respond. As a result, choosing the right tool is actually a trial and error exercise. Dogs are hunters in nature and their psyche, and hence respond very well towards anything that moves very

quickly. Their eyes are tuned to detect all types of movements, and their response is tuned by a special type of stimulus that is extremely quick and ultra-fast in nature. The tools that you use should not cause any harm to your dog's wonderful abilities and special characters that are critically related to quick movements.

Is your training tool result-compliant?

The type and kind of tools that you use to house-train your dog, has a profound influence on the way in which it responds to your training schedules. If your dog ignores your commands and signals, you may need to reassess your training strategy and tactics. Many dog owners are never known to use the right kind of tools to train their dogs, and as a result they will end up being big failures. You may also wish to change your methods once you feel that they are inadequate and insufficient. The response that you get from your dog is again dependant on the type of communication you provide to your dog. If you're being very realistic and smart, you'll change the currently used strategy into something else that may really work.

What is the effect of using training tools on your own health?



Bigger and heavier training tools like leather leads may come in handy, if you want to exert your authority on wily and hardy breeds like Doberman and Akita.

However, such tools may also cause tremendous inconvenience in the way you operate and handle your tools. There are other ways to train your dogs by using a lead signal that is soft and subtle in its nature. These are better than a forceful method of providing the signal to the dog. Softer signals are possible only when you learn to use a very fine motor control mechanism, instead of a jerky and mechanical movement, which are disturbing to your dog training efforts and also

to your health. Your dog has the capacity to sense even smallest of movements, and such signals are readily welcomed and understood easily by your puppy.

Your choice of tools and the way in which you use them, will have a magnifying effect on your emotions, composure, patience, and the overall results you procure through your training schedules. Choose your tools wisely as the ultimate effectiveness of dog training depends entirely on the type of tools as well as their effectiveness.

How smooth can you get?



Subtle and smooth communication is the two requirements that are expected from a puppy trainer; gliding movements with a feathery touch will ensure that you will get satisfactory training results. You can achieve better results even with very subtle training techniques. Dogs never need a loud or harsh signal to obey their masters, even a twitch of fingers or a simple gaze will make them understand what you need during a particular scenario. Such fine smoothness needs perfect timing, precision and clarity in your signals. Apart from these, you may also need to earn dog's respect and willingness to comply with your commands.

For a casual onlooker, a professional trainer busy at the work looks utterly magical, and the overall act of training may also look too surreal and artistic. It may also project a perception of a great team at work- that's you and your puppy.

Now that you know what you need to become a good trainer, there are a number of items that you will need to use for training your puppy.

Tip: When you need your tools, a brief visit to a pet shop can be beneficial and advantageous. Once you see the contents and materials in a pet supply store, you can finalize the list.

What you need:

There are six basic tools that are needed for the training work:

- ✓ A six foot long leather leash- This is an absolutely important tool in your training arsenal. This length allows for increased flexibility and control during training process. You can always choose the width according to the size of your dog. It may range from five-eighths of an inch to about one half of an inch or less.
- ✓ A jeweled training collar- Many training collars will have small metal links which are welded together to make them stronger and tough. With its strong structure, it can release the grip on the dog's neck very quickly.
- ✓ A small shake can- This is similar to a noisemaker that is used to startle the puppy to get an immediate attention. You can also use a discarded soda can; simply put several coins inside the can to create noise.
- ✓ A dog crate- This utility type of tool comes very handy when you want to transport your dog to some other place. It can also be used to housebreak your dog and also to correct bad behavior.
- ✓ A puppy gate- This is useful when you wish to restrict the puppy's movements without hindering his view.
- ✓ A squirt bottle- This is an unusual tool that can be used as a spray bottle to add an element of surprise.

How to Housebreak your Puppy?

Housebreaking your puppy is an important aspect of puppy training and the most difficult one too! Most of new dog owners try to housebreak their puppy in a big hurry. But housebreaking a puppy is actually a tough task and a challenging aspect of dog training process. With a bit of patience and lot of understanding from your side, you can readily ensure that your dog ownership will also be a successful one and a pleasing experience.



The duration of time that is needed to housebreak, is entirely dependent on your dog breed and his genetics, and you may need to be very patient enough while carrying out this difficult work. More often, it is very difficult to control bowel and bladder movements of a young puppy. Meaningful housetraining will help your dog control bowel and bladder movements. The secret of housebreaking is essentially an element of consistency and repetition of various training actions. All dogs could be housebroken provided you show enough patience and dedication towards this cause.

General Hints:

Here some of the most basic principles and guidelines that you must follow without fail:

- ✓ Tip #1: The aspect of positive reinforcement is a critical aspect of the entire training show. Whenever your dog performs his basic duties and tasks with success, praise him lavishly and profusely.
- ✓ Tip #2: Punish the dog when he has failed in his duties to perform the assigned act. Never punish him after the act.

- ✓ Tip #3: Make it a point to take your dog for a short walk soon after a meal or nap.
- ✓ Tip #4: Create a feeding schedule and stick to that schedule without fail.
- ✓ Tip #5: Never leave the feeding utensils near the dog's room except during the feeding time.
- ✓ Tip #6: Get to know those doggy signals! Learn to recognize their invisible signals and actions. For example, many dogs will sniff the floor and walk in circles when they need to go out.



The most critical aspect of housebreaking procedure is to teach your puppy the place where is supposed to eliminate feces and urine. When you set and adapt some important basic rules and regulations, your dog will immensely benefit from them. You can also maintain clean hygiene and cleanliness within your house and surroundings. As pack animal, your dog is expected to listen and respond to instructions from its pack leader.

Here are some more tips that will help you to housebreak your dog:

Note: The recommended age to begin housebreaking is when they are 8 to 12 weeks in age.

Tip: Use a crate while housebreaking your dog. Crates are not tools to punish your puppy. The main objective is to make this crate a sleeping and resting joint for your puppy. A crate is a small cage just enough for your dog to move around freely without any hindrance. It will have a locking door and bars that allow your dog to have an unhindered view. Check that your dog is never confined for more than 3 hours at a stretch.

You may be surprised to know that your dog will never soil his crate, unless you have locked him for an unbearably long time.

- All new puppies need to eliminate every 4 hours, so ascertain that you make yourself free to take him out during these time intervals. Once you create this tight schedule, you can rest assured of a perfect housebreaking.
- Use the same route while you lead your puppy out of the house; this will make him accustomed to the ritual of going out in the future through the same route.
- Draw a time chart and use this chart without fail. The main objective of housebreaking is to set up a strict routine, so that your dog will know how to recognize and adhere to that schedule.
- If you have a dog that roams around the house freely, keep looking out for telltale signals like sniffing and circling that will help you to take him out before he starts eliminating in the house.
- If you see that your dog is eliminating inside the house, reprimand him with a stern NO and stop him by holding the collar. Take him out immediately and let him finish the job. Praise him lavishly by calling his name.
- Make a habit of urgency in your puppy's attitude by saying words like "fast" or "hurry up" while he is eliminating. This will act as trigger words for the dog to obey your commands.
- When you provide regular and stern commands while housebreaking, they will remain permanently etched in your puppy's brain.
- Use a deep and strong voice while training your puppy. Puppy must know that you really mean business and are absolutely serious. Your dog will start noticing subtle differences in your voice and a slight variation will allow him to recognize your needs.
- When praising him, make sure that you're using a high tenor, happy voice that incorporates his name several times.

General Training Considerations

Puppy training is very important in your quest to own a dog that is obedient and faithful. A well trained dog is a happy dog and it will be a prized possession for its proud owner. The basic aspect of puppy training is to make him completely obedient and happy for his lifetime. To make you understand how far you can go ahead in your efforts to train your puppy, here are some good ideas about those critical aspects that lay a strong foundation of puppy training:



The basic training consideration should aim at housetraining your dog fully and completely. Training your dog for housebreaking is an easy task unless the dog has an internal and physiological problem. If your dog displays regular accidents during day and night or when your dogs show a tendency to eliminate at shorter intervals, they indicate the possibility of a medical problem or insufficient training.

One of the most important training considerations is that your dog should behave correctly with your family members and visitors, without displaying unusual aggression or violent behavior. A dog that jumps up on your visitor's neck or a puppy that urinates on the legs of a stranger could be an awful experience. The pointer for a bad behavior of your dog is his insistence in displaying and carrying out many unruly and inappropriate behaviors.

Most critical considerations of puppy training are:

- You are dog's true master and not the other way round! Your dog must never pull you down on its leash! If you are used to pull back your dog by the leash, then there is a serious behavior problem!

- A faithful dog listens to your commands without any problems. You may never need to use any force to restrain him from showing bad behavior.
- If your dog doesn't know how to obey even the simplest of the commands, then there is a serious lapse on the way you have trained your dog.
- Well trained dogs are well versed in undergoing professional grooming sessions and also attend regular medical checkup with a qualified veterinarian.
- How easy is it to carry your dog in a car? Can he travel in your car without troubling you? A well trained dog can travel with you and your family without any hassles. Wild and unexpected behavior can be really dangerous to you and your family.
- Can your dog stay inside your house whenever you're away? Does he have a psychological condition called separation anxiety?
- Puppy must be tough enough to withstand unusual and terrifying sounds resulting due to thunderstorms and fireworks. If it tries to escape from these events, your training is presumed to be awfully inadequate.

Basic training consideration must focus at addressing both yours as well as puppy's problems. You may need to create a special equation while training your puppy; if you do not wish to live among unbearable canine chaos, you will be forced to train your puppy for acceptable behavior and good manners. The puppy you just brought home may not be really good as you imagined before, and under such circumstances you may need to provide sufficient time for your dog to learn the basic aspects of training. In case you find it very difficult to cater to the impossible task of puppy training, then you'll need to approach a qualified, professional trainer to help you out in the primary basics of puppy training.

Basic Training Made Easy

To become a good trainer you'll need to follow some guidelines and tips. Teaching your dog basic lessons in discipline is a thing of art and you may need to take this art from to its highest level by using many new techniques and methods. Here are some key concepts that'll assist you in training your dog:

The importance of time: You may need to introduce an element of perfect timing while correcting the behavior of puppy vis-à-vis praising it. If the dog is not performing the thing it is supposed to do, then it is probably too late to correct the wrong behavior. Introducing praise as reinforcement and the actual behavior correction must run concurrently. Timing your training commands in tune with the behavior correction will bring you rich rewards.

The factor of consistency in your actions: Dogs may or may not follow your commands. This is due to their perceived lack of interest or total absence of understanding. You may need to assert your position as the real master and let your dog know what you expect from him. As a result, you may need to be consistent in your training approach and be regular in following through on commands.

The power of praising and rewards: We tend to forget that even dogs are animals like us, and they need our encouragement and praising whenever they are really in need of them. We tend to focus only on the correction part of the training, but totally forget the important aspect of praising and rewarding them, when they are learning at a fast pace. Psychologically speaking, we tend to assert ourselves too much, all the while neglecting the beneficial aspect of praise and reward. Never forget to praise your dog when he is doing whatever you have told him to do. Hug him and shower your affection whenever he doing the right things; if he doing the right things, it means you're right on your track!

The benefit of being firm and resolute: Command your dog and never plead! If he is not listening or complying with your order, show him how to comply and follow. But, never be very cruel or mean with your dog if he had done something wrong.

Make training a fun filled session: Spread your training session with brief interludes of exciting and funny games. Learning is a boring process and it can be very stressful as well! Make it lively and exciting for your dog to feel free while undergoing discipline training.

Always be fair and uniform: The first and the foremost important duty are to let your pup know what you expect of him in the training session. Help him in this regard. When you perform these basic functions, it becomes easy for your pup to learn its discipline lessons. Your training exercises must never be too long and make sure that you provide a number of shorter training exercises to make him learn in a relaxed manner. Praise him whenever he finishes the exercise with top marks.



Teaching and corrections must go hand in hand. If you feel that the puppy does not understand your commands, it was most probably taught too quickly and with too much overconfidence on part of the trainer. You may also need to repeat the unfinished portions to ensure that the puppy will be back on track at the earliest.

The most important aspect of any dog training is to learn reading puppy's thoughts and apply the exact teaching method. You may also need to know more about the breed lineage of the dog and study its characters and traits. There are a number of ways of teaching your dogs a lesson or two in discipline and obedience. You may need to know which works best for your dog and apply that method at the earliest.

Here are some time tested techniques and tips of teaching a dog discipline and obedience:

- ✓ Always pay attention to your dog; attention must be from both sides and if you're distracted, your dog will follow your own behavior.
- ✓ Make training session an interesting one so that both of you can enjoy the act of training.
- ✓ Play and make merry with your puppy while teaching him lessons in obedience training.
- ✓ Teach your dog a number of pet tricks and watch them learning in a jiffy!
- ✓ If you wish you can teach your puppy many tricks that make him fit enough to take part in contests and competitions,
- ✓ When you use tools and equipments, ensure that they do not hurt your puppy's young and tender skin.
- ✓ Keep your voice very lively, energetic and cheerful. Never speak in a mild tone and don't use too harsh words,
- ✓ Puppies can loose their patience very quickly; keep open your sense of humor and make your puppy happy and cheerful with words of encouragement.
- ✓ You may wish to integrate puppy training into your daily life; you may enjoy the training task immensely, if you are open to learn some lessons for yourself.
- ✓ Never expect your puppy to learn everything within a week; even you took a considerable amount of time to learn new things when you were a small kid!
- ✓ Change the training place very frequently to prevent boredom and monotony,
- ✓ You may never realize that you had already started training your new puppy the minute you laid your hands on it!

Behavior Training Challenges

One of the biggest problems of raising a dog is its behavioral imperfections and wrong attitude. Majority of behavioral problems are intrinsic to the dog breed and their progeny. Some of the most prominent types of misbehavior in dogs are:

- Digging in the yard,
- Jumping up on your visitors,
- Uncontrolled urination in the house,
- Stealing food from counters,
- Chasing moving vehicles,
- Unnecessary biting,
- Chewing on wooden things and footwear,
- Uncontrolled barking and whining,

However, a majority of these misbehavior problems disappear once you provide them a basic level of training. In your puppy, these problems could be solved as it progresses through different training levels and after tuning them to the basic commands of sit, stay, heel and come back. Mature dogs are easier to handle as they would have undergone previous obedience training experience with their earlier owners. Ultimately, one of the best solutions to prevent any of the common behavioral problems is to prevent it from happening, and never providing an opportunity for your dog to misbehave.



Always remember that you need to be very consistent enough in your approach. Once you start your corrective techniques, make sure that you're uniform in your approach. You just can't stop the behavior correction for a week or two and then expect your dog to be a master of good manners. Dogs can get really rude and ill-mannered if they are not corrected properly. At one time or the other, every dog owner will eventually face this

problem. Making an effort to understand why your dog is behaving in a strange manner, and learning to handle this explosive situation will help you resolve the problem very quickly.

Here are some basic guidelines that apply to almost all problematic situations:

Control your dog to take control of the problem: When you put on a training collar and a lead, it is possible to control the dog with a fair degree of certainty. When you put on the training tools like a collar on your puppy's neck, you mean real business. This resolute behavior on your part will help instill a sense of seriousness in the mind of puppy as well. As you lead your puppy on its collar and leash, you can control its potentially bad behavior problem.



How to stay positive? Create an atmosphere of positive energy around your puppy. Try avoiding saying no to your dog; instead provide him enough challenging exercises to enable him to learn very quickly. Positive approach will bring the best out of dog, help him grow self confidence and make him interested in learning new tricks

and lessons.

Let the dog be a good doggy!! : More often some dog owners get annoyed to see a dog misbehaving in a particular manner. But, what they do not understand is that, that part of dog behavior is in fact its normal behavior. Avoid scolding the puppy at this critical juncture; instead provide him a separate access to play his tantrum. But make sure that you don't provide these facilities at the cost of the overall essence of training. Whenever your puppy shows a wrong behavior which you perceive it to be quite normal, get creative to provide an outlet for expressing that misbehavior.

Let your dog earn what he deserves: Never provide any treats if your puppy is not doing what is being asked by you. Teach your dog to plead “please”, before you offer any praise or treat and make him understand this harsh truth.

Act without ambiguity and be absolutely clear: As an owner, you can really confuse the situation by:

- Frequently changing the commands and orders,
- Repeat the same command over and over again,
- Not knowing exactly what you mean,
- Assuming that your puppy knows everything what you say and mean.

If you're in doubt do the following:

- Cajole your dog physically to show what you mean,
- Give the exact line of command as per the given situation, so that your puppy will learn relating these events to recognize similar future occurrences.

Tips: Be concise and clear with your commands. Raise your voice as and when necessary. Let your praising tone be exciting and encouraging.


Remainder: Dogs are very smart and they are also known as the best animals that are capable reading human body language apart from horses.

Tips: As far as possible, be consistent with your body language and vocal commands. Dogs can differentiate incongruent body actions and vocal commands.

Driving away boredom by providing exercise: One of the most common reasons for your dog to act in an irresponsible way is the factor of boredom. To prevent boredom, you'll need to provide enough exercises either in your

backyard or in a public garden. If possible take him for a long walk among woods or a trail. When your dog is tired, it will start behaving in a responsible way.

Make your puppy mentally active: A mentally alert dog is always very responsible in his actions and behavior. You can use smart dog toys and tools that are available in a pet store, to make your puppy learn a number of mental and intelligent games. When you provide your dogs these innovative tools, you're making them to think and develop mental faculties. Experts recommend that every dog owner must provide food to their dogs by using a unique "seek and hunt" method that compels your dog to hunt down its own food.



Know your dog breed and its progeny: Every dog is bred to carry out a specific activity and most of the dogs have their own set of traits that are naturally hidden in their genes. Some of them may be bred for their hunting capacities, while others may be created for police and guard work. Conduct a research on the breed's history and consult with your vet to know more about the dog and its characters. Ultimately, you have to decide how best to work with your puppy's natural instincts and where exactly you can focus your training efforts.

Training is a necessary evil! While training a dog is an absolute necessity for you and your family, it can be harrowing experience for your puppy. It may even think that it is evil in nature! Take your own time to provide the best possible training to your puppy. Use a particular method on a consistent basis with positive encouragement. If possible attend a training class conducted by a vet or browse through plenty of reading materials that are available on internet or in a library.

Domination and Aggression

Basically, dogs are known for their natural aggressive tendencies and this special trait was predominant when they were roaming in the wild almost thousands of years ago. However, in today's situation and when the dogs are used as




domestic pets, excessive aggression in them is considered the most serious behavior problem that one must deal sternly with. Aggression is largely stoppable, if you really understand puppy's growth pattern, period and many other factors that influence the development of aggressive behavior. Uncontrolled aggression has been shown to result in increasing numbers of dog bites and most of the victims are under the age of 10.

Factors that influence aggression in pet dogs: There are many factors and parameters that play an important role in influencing aggression in dogs. Some of those factors are:

- Genetics and hereditary factors are the most important causative factors that induce excessive aggression in dogs. Some of the police and protection dogs are known to show extreme aggression against humans. Many terriers and hunting dogs are also known to display a wild aggression that needs to be checked properly.
- When you attempt to inbreed dogs, you can introduce characters of unstable temperament, and many hormones can also contribute to aggressive behavior in dogs. Dogs tend to be very aggressive while they are in heat or when females are nursing their puppies.
- Several environmental factors like pathetic living conditions, lack of social contacts, excessive punishments, fear and apprehensions could make your puppy overtly very aggressive. Apart from these factors, dogs may

also develop aggression when they are given too much liberties and unwanted praise by the owners.



By birth, dogs are pack animals that follow a fair degree of hierarchy within their groups and this trait is still carried in their blood. One common example is their aggressive tendencies against small children in your home. Most of the time, dogs consider family members and other people as members of a pack, and they try to establish their own ranking in that particular social pack. Most of the dogs try to challenge other members of your family by trying to assert their position by challenging the most submissive members of your family. Your dog may also display aggressive tendencies especially when they are eating their food. If you do not try to correct these problems by using behavior correction training methods, your dog will start to assert its supremacy against everyone in your family.

Fact: The subtle and minute signs of aggression in dogs are usually unnoticed and are usually ignored by the family members. However, as dogs tend to get aggressive tendencies with their advancing age, you can notice the trait of aggression with an increasing frequency. Many a time, owners get fed up with excessive aggression in their dogs, which makes them to abandon them in shelter houses or camps.

Types of aggression in puppies

In dogs, you can see many types of aggression and most of these traits are distributed evenly by the nature. Here are some of the most common types of dog aggression:

- Defensive aggression that is induced by a fear factor,

- Dominant aggression,
- Possessive Aggression,
- Territorial aggression that arises out of fierce loyalty for its living space,
- Intra sexual aggression,
- Predatory aggression that is induced by hunting and protection tendencies,
- Parental aggression that is displayed when a mother is nursing her puppies.

Dominantly-aggressive puppies are labeled as very confident and muscular. When they are fully grown, they have the habit of showing their full gait by standing up on their hind legs and kneel on a table or a settee. They show their projected and upright ears as a mark of their growing presence. Their tails are set very high, while their tail wagging is leisurely with a hint of arrogance. Their eyes are sharp, while their stares look very pointed and straight. These dogs are very demanding in their nature and they are always on the move, even at the cost of your children; just watch your dog pushing your small kids while crossing the door. They love outdoors and when they are on leash, may even try to outsmart you! These dogs are possessive of their sleeping quarters and feeding bowls. It is often a big headache to control these dogs.

On the other hand, defensively aggressive dogs are very fickle minded in their behavior. By nature, these dogs are very submissive and their overall behavior testifies to this undeniable fact. They have a set of ears that set flat over the head, while the eye contact is not direct, and they look away when you look at their eyes. These dogs tuck their tails in between their legs and show a habit of submissive urination whenever someone tries to go near them. These dogs will also throw a lot of tantrums by rolling over their belly and by licking your hands. These weak dogs neither like you to touch their bodies nor love grooming sessions. They have a tendency of attacking people from behind their back; most of the time, they look very defensive in stature, but in reality very coward in attitude.

Possessive aggression is more common in dogs that are trying to guard their belongings like bowls and bed. All most all dogs tend to own this aggressive behavior and there is not even a single identifiable character that will help you to label the dogs as possessively aggressive.



Dogs are known to guard their living space very jealously and with a sense of deep conviction. These dogs do not like other dogs, pets and children to come near their living space. Just look at those dogs living in estate or farm houses, and you'll understand why dogs respect other dog's living territories and obey a natural law.

During breeding season, both males and female dogs tend to display an aggressive behavior. As in other animals, you can also watch a unique male to male, and a female to female aggression behavior among dogs.

Many game and hunting dogs tend to display a predatory aggression in their approach; these dogs tend to hunt down their prey with a quicksilver like attack and kill strategy.

When a bitch is pregnant or when she is feeding her puppies after puppy-birth, she is found to be leaning on aggressive behavior just to protect her puppies from predators. Also called parental aggression, this type of aggressive behavior is noticed all types of breeds, especially so among police, military and hunting dogs.

Is it possible to prevent aggression in puppies and dogs? Yes, it is possible if you know how to do it.

Tip: As a guiding rule, never allow your puppy to become dominant over an adult or a small child, and If you prevent your dog to challenge you and your family members, then you're on your way to prevent aggressive behavior in dogs.

First rule: Match the right breed and puppy to the correct owner. If you're an aggressive person yourself and when you're looking for adventure and action, you can buy a puppy that is similar in its nature like you.

Examples are:

1. A macho man looking for an equally macho type of dog like Akita or Doberman.
2. Friendly family members looking for a affable dog like Retriever or Dalmatian,
3. Adventurous people who like trekking and camping may like Collie or a Hound,
4. Lonely women and men trying to choose a dog that best fits their lifestyle and living standard. These people tend to pick sport and miniature breeds of dogs.

Fact: A submissive owner may be dictated by an aggressive dog, while very shy and submissive puppy may just grovel at the feet of an aggressive owner. Which type of dog do you need for your home? It is up to you to choose your own type of dog.

Tip: Seek the help of your dog breeder to identify the unwanted character of aggression in puppies.

Fact: Early socialization = Aggression Prevention

Golden tips for early socialization:

- Handle your puppy very gently without harming physically,
- Hand feed puppy with ounces of care and love,
- Never allow pups to jump up and down, harm other people, chase other dogs, or show other indecent behaviors,

- Never get very wild with your puppy; stop playing wrestling or war games with them,
- Do not beat them if they disobey you, rather stop rewarding them for instances of bad behavior,
- Teach them alternate behavior and good manners,
- If your pup has the habit of biting, start teaching him a series of vocal commands that border on firm reprimand or a stern NO,
- Develop socialization by introducing kids to play with the pup; this must be done under adult supervision,
- Your pup is a part of your family and he must learn to accept strangers just like other members of your family do,
- Puppy must also live in a peaceful coexistence with other family pets like birds and cats,
- As puppies get older, they must be praised for good behavior and mildly reprimanded for bad behavior,
- Make your pup earn its praise and rewards; good behavior means praise, while bad behavior gets stern discipline. Pup should earn its praise and rewards,
- You must inculcate a habit of making your pup sit every time you ask him to obey some instructions. Examples: They must be made to sit while receiving their praise, sit before going out of the home, sit before getting a round of petting and sit before you to have the leash attached to its collar. This is often called compulsory submissive behavior, and this type of behavior correction will reinforce the notion that you're the real boss and not the other way round,
- Excessive petting and praising could harm your puppy; if the dog is not doing anything or not obeying commands, stop praising immediately. By praising it excessively, you may artificially elevate its social status and make him dominant in his behavior,
- Neutering may help prevent dominance and aggression or stop inter-male fighting to some extent,

- Never allow your dog to hijack the agenda; you must strive and win every confrontation with your puppy. If you allow the puppy to win a showdown, you're sending a strong signal for the next step in attempted hijack agenda

Fact: Your dog's temperament is a product of its genes and the environment in which it grows and develops. Though it is very difficult to change its inherent characters and traits, you can definitely correct them with right obedience training.

Caution: If you allow your dog to reach a dominant status, you simply can't use punishment as a tool to correct his aggressive behavior!

Danger: With effort, you can make an aggressive dog into a submissive-aggressive or defensive-aggressive type of dog with the right obedience training! But, remember that these pups may obey you out of pure fear. But, it will never be trustworthy again with other people including your own family members.

Fact: biting dogs are usually abandoned by their owners and such dogs become habitual roamers, playing around with people and thereby becoming a big nuisance.

Treating aggressive behavior



Treating aggressive behavior in dogs is always tough task and a dicey challenge due to the intricacies that are involved in the process. Extreme cases of aggressive behavior in dogs are best tackled by a qualified and experienced animal therapist. However, there are many inexperienced therapists who call themselves behavioral therapists, but these people are at best very poor dog trainers. They may even use

brute methods and techniques to bring the dog into the discipline-fold. Excessive force and punishments are their usual methods.



If you want to hire a professional trainer, make sure that you choose the best of the lot. Contact your veterinarian for the right type of advice; once you get valuable inputs from them, you can select a few qualified trainers and choose the best among them.

Tip: Treatment procedures consist of listing all those impulses and thinking processes that trigger an aggressive behavior. Once this list is prepared, you may need to know how to avoid these impulses and thought processes from happening, developing or occurring.

Valuable tips:

- Aggressive behavior must be curtailed at any cost as the dog that is displaying aggressive behavior is always dangerous, at least to some people in your household. The first thing that you may probably do is to avoid those people coming near the dog to minimize contact between them.
- The individual who is facing the most difficulty in approaching the dog must take over the task of feeding and raising the dog; he or she may become the main provider for everything including water, medicine, exercises, praise and affection. This proximity will make the dog milder day by day with increasing acquaintance and acceptance.
- When the dog is undergoing behavioral correction, you must praise and reward it for all instances of good behavior like rolling over on its belly, avoiding direct contact, kneeling down on the legs, licking and crouching.
- Once you feel that your puppy is on the track, seek the help of a therapist to introduce a procedure known as counter conditioning. This session may

include working with dogs that hates someone touching their feet or the back.

- Note that aggressive dogs can only be retrained under special and right circumstances. Retraining is a very tough process that involves several steps that are quite harsh and inhuman.

Note: Retrained dogs for behavior correction may never be trustworthy again and they may even bite your family members if provoked. Owners must know the cold and hard facts of treating an extremely aggressive dog! If nothing works, such dogs could even be euthanized to eradicate the problem once for all.

Here are some tips on how to recognize an extremely aggressive dog:

- Excessive and uncontrolled barking and whining,
- An undesirable tendency to growl and snap at its detractors,
- Extremely possessive of belongings,
- Fearing towards new surroundings and strangers,
- Biting and attacks on other pets and animals,
- Trying to climb over people's legs,
- Biting when touched over its head and muzzle,
- Chasing moving vehicles and objects,
- Roaming around the town and repeated escapes from the house.

Tips to Avoid Attacks by Aggressive Dogs:

- Never ever enter a private property without permission.
- When you confront an aggressive dog, don't run away as your running action will instigate the dog to come after you.
- Be bold and tell the threatening dog to stay firm and quiet. This technique is known to work wonderfully well at least with some type of dogs.
- Never look directly at the eyes of the aggressive dog! Direct gaze may invite a big confrontation. Be casual and firm.

- As the dog starts retreating, start backtracking slowly without attracting the attention.
- If you confront a biting dog when you are on your bike, make it a point not to outdistance the dog,
- Never try to pet and hug a strange dog,
- Never overstep your brief to touch a sleeping or eating dog.
- Call for help by shouting when you're attacked by a biting dog,
- Ask the dog owner to leash the dog, so that it will stop coming close to you.
- Never come close with any of those vicious looking guard and sentry dogs!
- Make a list of all aggressive and roaming dogs and report it to the nearest authorities,
- Be calm and try to stand still when you're confronted by an attacking dog.
- Keep the movement of the dog under your attention and make sure that you're not looking directly at their eyes.
- Never turn back on the barking animals.
- Be bold and let the dog sniff your legs.
- Be smooth with an aggressive dog and speak in a calm voice.

Uncontrolled Barking

There are several reasons for a dog to bark uncontrollably and without any reasons. You may wish to determine why your puppy is barking with out any reason. Are you neglecting him or ignoring him? Is he bored and feeling lonely? Does he feel like coming near you? Is he disturbed by the noisy surroundings? Before you attempt to correct barking behavior, you will need to identify the exact cause of barking.

Why dogs bark?

Here are some reasons and causes that make your dogs bark incessantly:

Alert and warning barking: This is the type of barking every owner encourages in their dogs. Dogs that have this type of barking are very alert and agile in notifying a lurking danger or a trespasser. The barking behavior becomes more intensive as the intensity of danger becomes too acute. Aggressive barking is identified by a low pitched bark with a hint of growling.

Attention seeking barking: This behavior is noticed among young puppies that call you to pay attention to them. This bark may be very shrill in intensity and often very high pitched in tenor. You may need to ignore such barks under some special circumstances.

Excitement barking: This type of bark is accentuated by dog's sheer excitement of playing with children. Short and sharp barks are interspersed with occasional bursts of high pitched snorting!

Self identification barking: This type of barking is a broadcasting type in nature and it is usually infectious in nature. Just listen to those dogs barking chorus in

your neighborhood; this barking is also a simple communication technique between different dogs.

Boring barking: This is a lazy type of barking that provides an outlet for the dogs to vent their boredom.

Separation anxiety barking: Upset dogs tend to howl and bark in a high pitched voice. This type of barking is very annoying in nature and can disturb your neighbors.

Sudden barking: Many unfamiliar and sudden stimuli can make your puppy bark; more often this may be a type of barking that develops a sense of fear in the puppy. This type of barking must be controlled quickly.

How to control undesirable barking?

- An obedient dog is a dog that knows how to bark and at what time to bark. This type of dog looks at its owners before barking for a behavioral clue. You can make your dog lie down and relax; dogs that are relaxing do not bark very much.
- Never shout a big “NO” at your dog when he is barking, as your dog will assume that you’re barking as well!
- Be consistent in your actions; use a firm “NO” command when you see your dog barking too much and stick to this command by using a commanding voice. Everyone in your house must use the same command without fail.
- Never get angry at your dog as behavior changes often need long time duration.
- Praise and reward your dog for good behavior. Positive reinforcement is always better than negative punishment. Physical punishment will harm

the relationship between you and your puppy. Food treats are always better when the dog is young and at a puppy stage.

- Never hug your dog to soothe its emotions, because it may think that you're actually condoning its behavior. In the future, it may even bark more because of your over-done emotions.
- Use controlled training sessions and split the total training time into several parts,
- If nothing works, contact a professional dog trainer to get your dog trained for good behavior. Or, ask a trainer to come to your house and provide inputs on controlling undesirable barking.

Dog barking corrective collars: There are several mechanical tools that act as barking inhibitors. These tools produce an electrical stimulation which is usually an irritating ultrasonic sound or in some collars, an offensive looking smell. When dogs start barking, this special collar will emit a high pitched sound or emit a smell that is recognizable only by dog.



Collars alone may not really help you control barking behavior in dogs. Many hard core barkers may simply ignore these collars and still bark as usual. These dogs are happy to undergo punishments rather than stop barking altogether.

These collars may make dogs more anxious and cause a situation called “anxious barking”.

Commercially available “citronella” collars may help your dog control its barking behavior. These collars give off highly pronounced smell of citronella grass when dogs start barking. This smell can alert you to the fact that there was incidence of barking while you were away, since the scent of citronella still dominates the surrounding air.

Whatever the type of dog collar you use, ensure that you're using them for controlling the barking behavior, and you still need to praise your dog for a good behavior. An anti-barking collar may be used when you go out of your home for daytime work or when you wish to avoid your dog disturbing your neighbors with its uncontrolled barking.



A halter collar may also be used to control excessive barking in dogs. More like a typical horse halter, this unusual collar works fine in some dogs. When you tug at its leash, a portion of the collar becomes tight around the dog's muzzle portion. By pulling on the leash and with a stern line of command, you can instruct the dog to stop barking.

Debarking surgery: This special surgical technique can help remove barking behavior in dogs, by removing the vocal cords from them. However, this method is quite cruel as it robs the dog's natural right to bark.

How to prevent nuisance barking in puppies?

Puppies could get very nuisance with their high pitched barking and whining. Teaching your puppy appropriate barking behavior beginning from its puppy stages is always better than trying to control incessant barking during their adult stages. If not controlled properly, barking could become a pestering problem that is too difficult to control and regulate at later stages.

The first few days after bringing your puppy home will be the most difficult ones. During this critical time, you may wish to provide enough security and love so that the puppy will not feel lonely and deserted. You may also provide a good crate to make him comfortable, cozy and warm. The basic aspect is to drive away the separation anxiety factor from your puppy so that he will feel himself assured and secure.

Caution: If you find that your dog is whining, you may wish to ignore it, as showing excessive affection may make your puppy more determined and casual.

Your basic aim should focus around controlling problem behavior from the start so that you'll not face any problem as the puppy enters its adult stage. By providing obedience training, you can greatly reduce the chances of your puppy growing into a compulsive barker.

Tips: You may wish to learn commanding your puppy to stop barking. The most commonly used command word is "enough" and this word must be uttered with sense of deep conviction and a deep voice.

Puppies are generally very apprehensive of those situations that generate deep anxiety in them. Make your puppy bold enough to face all problematic situations by slowly introducing them to these situations. For example, taking your puppy for a walk down the busy road or introducing harsh sounds that are emanated by vacuum cleaner or a hair dryer. A gradual introduction of anxiety causing situations will make your puppy bold and relaxed.

A perfectly trained dog will always look at you for verbal or visual commands. Barking becomes a pure necessity for these dogs and they will bark only when there is a real need or a strong cause. Puppy clubs and forums are the best place to meet other people and different breeds of dogs. You can interact with them to discuss about the barking problems. You can also meet a trainer to get invaluable tips on controlling excessive barking. It is always a pleasure to see a puppy wagging his tail and looking at you for a clear verbal and oral instruction, than a dog that is unruly in behavior and bad tempered in his manners.

Stool Eating and Urination

Does your puppy display a tendency of eating its own feces? Have you ever tried to correct this awful behavior? It is absolutely imperative that you control this dirty problem as the earliest. Many dog owners complain that their puppies eat their own feces soon after elimination. This behavior is also called Coprophagia and this definition means the consumption of feces by an animal, and this is a common complaint that is faced by both pet owners and veterinarians.

The available information on this curious topic is very scanty. You may not get the required information, even after a consultation with a qualified veterinarian or an animal therapist. Here are some details on why dogs eat their own feces and how this problem could be controlled.

Possible causes:

This unique problem might arise as a result of several problems and causes that are medical in nature. Primary among them are:

- Pancreatic insufficiency,
- Digestive diseases and disorders,
- Mal-absorption of food particles,
- Over feeding,
- Under feeding
- Fatty foods that rich in saturated oils,
- Compulsive disorders

However, many advanced research studies indicate a combination of many behavioral theories that contribute to this unusual problem. It is almost difficult to pin point the exact cause of this malady and it may take a while to find out the real cause of this strange problem. As of now, you may wish to control this behavior by introducing some behavioral adjustments.

There are several types of coprophagia that exists in the animal world. Here are some common types of coprophagia as seen in animals:

- Autocoprophagia: This type indicates an animal eating its own feces
- Intraspecific coprophagia: This type indicates animals eating feces of another animal within their own species.
- Interspecific coprophagia deals with animals eating feces from another species.

There are several explanations that provide clues as to why dogs resort to eating feces:

Dogs that are keen to seek attention: Some dog breeds may eat their own feces to draw their master's attention. As you start reprimanding your dog for this bad behavior, the puppy may continue this habit just to demand your attention.

Allelomimetic type of behavior: Here the puppy observes its master collecting its feces for disposal outside the house. Later, puppies start to imitate this process by eating their own feces.

Learned behavior: Sometimes, dogs may pick this habit as a learned behavior; your puppy may keenly observe other dogs eating their own feces and start mimicking the habit

Maternal instincts: A bitch that has just given birth to puppies may eat its own feces to keep the area clean of dirt, and also to avoid pests and insects near the area.

Dominant instincts: Submissive natured dogs may eat feces of more dominant dogs within the same household. This may arise as a result of pack characteristics and inherent wild genetic traits

Reinforcement instinct; Dogs tend to reinforce their behavior by eating their own feces. Taste of feces might one of the important factors for reinforcement instinct.

Feeding instinct: Dogs may get an urge to eat more number of meals everyday. Most of the owners feed just one meal a day and dogs may feel that this is just insufficient to maintain their health.

Treating for stool eating:

Finding a good treatment for this unusual problem is actually very difficult and tedious. However, you may add several strategies that help your puppy to correct its behavior. Here are some of the suggested methods that could help you reduce the intensity of the problem:

Punishment: Though this method is frequently used by dog owners, this can be used only as a last resort. If nothing works, you can start punishing your puppy. If you punish your puppy beyond a certain limit, you may even aggravate the problem.

Ignore and Forget: Many dog owners simply ignore their dogs eating their feces. By doing this you may indicate to your dog that you're not caring for its behavior, no matter how good or bad it is.

Cleaning-up feces: By picking up the feces, you can avoid your puppy coming near the feces and eating it. But, you may need to pick up the feces immediately after the elimination.

Chemicals and additives: There are several chemicals and additives that claim to cure this problem. Some supplements which have been suggested include pumpkin seeds, mints, papaya, anise seed, and pineapple.

Using muzzle: Using a muzzle will offer a practical solution to deter dogs from eating their own feces. Muzzle is well tolerated by the dog and may prove very successful in preventing the problem.

Wait and watch: This method is the safest of all and you may just have to wait and pray that the problem will be eventually solved.

Positive Reinforcement: By introducing another good behavior, you can force the puppy to forget about eating feces. You can also use several verbal commands like “leave it”, “no” or “stop”. You will need to distract your puppy from going near its own feces so that it will stop eating soon after elimination.

Combination methods: When nothing works and if any of the above methods are not working properly, then you can use a combination of several methods to mitigate the problem.

Stopping coprophagia in your puppy needs tremendous effort from your side and at the most you can divert the attention of the dog away from the feces. However, some dog breeds may not eat feces as a result of extended behavioral correction sessions.

Paper Training your Dog: Paper training is an important aspect of housetraining procedure and this method works very well with many dog breeds. Here is a simple method that works well with your puppy as well:

- Choose a room where you will keep your puppy and cover the entire floor area with paper sheets,
- Your puppy will soon learn to eliminate on these paper sheets,
- After a week or so, remove a small area of the paper to uncover some floor space,
- If your puppy eliminates on this uncovered floor area, then cover the entire area again for some more days,

- If the puppy doesn't do it over the uncovered area, then you can uncover some more areas of the floor,
- Slowly uncover larger areas of the floor and test the dog for its endurance,
- Your exercise must aim at making then puppy hold on for at least six hours till he can be taken out for elimination,
- The entire training process may take up to six months and you may wish to carry on this till you're completely satisfied.

Puppy Socialization

One of the basic aspects of puppy training is to socialize it to make it more responsible and harmonious with your living environment and society at large. Puppy socialization and training are very critical as they are presumed to be the two important phases of a dog's life. The way in which you socialize your puppy may affect its intrinsic behavior forever.

Here are some basic techniques that may come in handy in making your puppy well socialized to live in harmoniously with your living ambience:

Advantages of puppy socialization:

- Well socialized puppy will make a good companion,
- When you provide good socializing exercises, your puppy is neither frightened nor aggressive towards anyone in your home or elsewhere,
- Well socialized dogs are trustworthy and reliable,
- Socialized dogs are very bold and adventurous,
- They will not pick up fights with other dogs,
- These dogs are very easy to train and change,
- Socialized dogs can adjust to any new scenarios and situations,
- Socialized dogs can be a big asset to your family,
- When you socialize your dog with new techniques and methods, you can flaunt it with pride, in front of your friends and colleagues,
- Well behaved dogs could be the focal point of your house as everyone likes to appreciate good dogs!
- Puppies that are socialized early in their puppy-hood are the cutest dogs in the whole world

Tip: START socializing your puppy TODAY and you'll never regret your decision!

Fact: Socialization period lasts up to about 12 weeks (3 months) of age. However, at 12 weeks of age, the puppy must hone its socialization skills to adapt to new situations. Socialization can easily occur before the puppy is 3 months in age

Some simple techniques to socialize your puppy:

Caution: Ensure that socialization training is not too painful and excruciating! Puppy's experience with any given technique must be pleasant and enjoying.

- Invite your friends, colleagues and relatives to take a look at your puppy. Ask them to interact with your puppy and shake hands with him!
- Make your dog mix with other household pets like dogs and cats. You can also bring over other vaccinated dogs and cats to your home to meet your adorable puppy. In turn, take your puppy to your neighbor's home to make him socialize with other dog breeds.
- Show your puppy movies and TV shows that will help him recognize people and animals by sight,
- Carry your pup to a mall or a big shopping center, parks, play centers, theme parks and other crowded areas. This will enhance your puppy's socializing abilities.
- Drive to a picnic spot with your puppy and allow him to play in the wild,
- Introduce your puppy new things and tools like bags, boxes and vacuum cleaners,
- Your puppy must be able to relax on seeing different things and unfamiliar objects in its vicinity.
- Introduce your puppy to new sound signals and make them louder day by day,
- Get your puppy accustomed to various grooming techniques and methods so that he will not get scared to undergo grooming exercises in future.

Important things to remember:

Before socializing your puppy, you may need to adhere to some simple rules and follow them without fail. Here are some of the most important things to remember:

- Never allow your puppy to socialize with other dogs till they are vaccinated for all diseases. Do not socialize your dog among dogs that are sick and unvaccinated.
- If your puppy acts fearful, do not attempt to reward or praise that negative behavior. When the puppy appears frightened and apprehensive, calm him with soothing words and encouraging signals.
- Your socializing exercises must never invoke a sense of phobias in the dog. If your dog develops a phobia, all your efforts will be a sheer wastage.
- Never rush through the socializing process and allow the puppy to have his own time to learn the process.
- Avoid stuffing too many programs at a time as your pup may get confused and tired.
- Assure that your pup gets enough sleep and rest during the learning process.
- Provide refreshing and nutritious diet to make your pup healthy and energetic.
- Make every effort to keep things very simple and meaningful; the exercises that you introduce must be very easy to understand and execute.
- If socialization does not happen with in the puppy stage, it will never happen in the dog's lifetime. Hurry up and proceed!

Puppy Command Basics

Obedience training comprises of several innovative techniques and nothing could be as exciting as teaching your puppy basic commands like sit, stay, down, come and heel. These simple commands form the core of any training schedule. By using these commands, you can teach your dog's basic essence of obedience and discipline within a short span of time.



But, remember that every other dog is a different breed and each breed has its own basic commands. There are many types of training methods to try out and you can pick up the best one that serves your purpose very well. Here are some of the most famous basic commands that are used by almost every other breeder:

Note: If you find that these commands are not working to your satisfaction, you can meet your trainer to discuss about other possibilities.

Sit command:

This is one of the most commonly used word in the world and it is uttered by every person who owns a dog. You can start working on this command when your puppy is seven to eight weeks old.

- Let us assume that your puppy's name is Waldo,
- The first step involves seeking the puppy's attention by calling out his name- Waldo,
- Once you get his attention, repeat the command this way- Waldo, sit,
- If the pup needs help show him the way a dog can sit! Be extremely kind as he is still very young.

- Praise him for his good behavior even if it is for the first time.
- Repeat this exercise as many times as possible. Start the day by providing two- five minutes sessions
- Once you teach your dog this command, have your dog made to sit for everything including food and water.

Stay command:

Teaching your dog to sit is not enough! But your dog may not sit for a long time. Now you must learn how to make your dog sit in one place.

- Make your puppy sit for some time,
- Put your hand in front of the dog's face and provide a command- Waldo, stay,
- If the puppy gets up make him to sit again and repeat the same command,
- Allow a few seconds and if he is still sitting, praise him for his good behavior,
- Say- Waldo, OK and let him get up,
- Repeat the process several times till the pup gets accustomed for doing it,
- Try stepping back a step or two and repeat the commands "sit and stay". Increase the distance everyday to make him sit for longer durations,
- Repeat the entire process several times a day and let your dog perform this exercise at his own time.

Down command:

Down is another oral command that comes very handy when your dog is going where he is not supposed to go.

- Start the exercise with your pup in a sitting position,
- Dangle a piece of treat or a piece of meat in front of the dog's nose,
- Start with your dog in the sit position.

- Now slowly move the treat down on the ground in front of the paws,
- Slowly pull the treat out along the ground in a L shape,
- When the puppy lies down, repeat the command- Waldo, down,
- When he sits down, praise him for his good behavior,
- Repeat this command several times a day till your pup masters the technique.

Come command:

One of the most important oral commands, come is an essential command to keep your puppy under control and also to make them safe and out of danger.

- Make your puppy wear his leash,
- Make him to sit and stay at a particular place,
- Walk away a few steps with a treat in your hand,
- Turn and face the puppy to say “come” command and start praising him.
- Reward and praise your dog when he comes near you,
- Increase the distance between you and the dog every day,
- Remove the leash once you perceive that your puppy has mastered the technique,
- Never scold the dog when you’re training it for oral commands. Dogs can learn what you intend to teach them.

Heel command:

Teaching your dog to heel is an important aspect of dog training and it is also a key command word that can transform the life of your puppy. If you have an active puppy, it could very difficult to teach this command, but with a bit of patience any one can teach this oral command with extreme ease. One of the most unfortunate things that happen during dog training is a sad sight of dog leading its owner. If you wish to avoid this bad behavior or when you want to make your puppy walk by your side, you need an important command called “heel”. The best time to teach this command is when you take your dog for

walking. Once the dog gets tired after a long walk, perform the following procedure:

- You may wish to maintain the dog's neck about even with your top portion of the left leg.
- Begin by saying your dog's name and 'heel' and leading him in on his right shoulder in line with your left side hip.
- Now, as you start walking, you're providing a visual signal to the puppy to walk by your side.
- Initially, your dog will get confused as to what to do next; most probably, it will either get ahead of you or start circling around you.
- At this time, call his name-Waldo and make necessary corrections to say HEEL. Always maintain the dog-on-the-left position while you utter the command.
- If the dog tugs on your leash make necessary corrections by gently tugging it back to retain the dog in its original position.
- Never pull the leash with hard jerk or do not use violent gestures,
- Go on walking while keeping the dog on your left position.
- Control the movement of the leash to keep a uniform distance. Tightly held leash will make the dog to pull forward ahead of you, while loose grip will allow the dog to keep up its own pace.
- Incorporate necessary corrections and create a tight schedule of this exercise till you're satisfied with the result.
- When the dog listens to your word, give him enough praise and rewards,
- Never forget to end the daily exercise with a final word of praise and a big treat.

Travel Training your Puppy

Of late, people have the habit of taking their dogs along with their family members for a long trip to some remote locations. Pet vacation is fast becoming a buzzword in the US, and more than 500,000 families take their pets along with them to their preferred locations. Whether it is a short vacation to a nearby place or a long journey to an overseas country, you will need to consider many things that are important both to your family and the pets. Below are some useful tips for traveling by air or land:

- If you're traveling by air, it could be a painful experience for your pet. Each airline has its own set of rules regarding pets and their belongings. Make sure that you get all the details of taking your pet for air traveling.
- Ensure that you're carrying a health certificate duly signed by the concerned authorities. Your dog must be free of diseases and infections.
- Your puppy must be regular and up to date on flea control program.
- Never feed your pet within 6 hours prior to take off. Never provide water at least 2 hours before the departure.
- You may need to attach an identifying tag on his collar with your dog's name, addresses and phone number.
- Take along a good crate for your dog to travel out. The crate that you use must be strong enough to sustain the rigors of long travel. Check out with airlines for size and measurement of the crate.
- Also ascertain that you're attaching a note on the dog's crate stating its feeding timings and preferences.

- Carry a colorful picture of your dog so that you can trace him in case he goes missing.

If you're traveling by car, here are some simple tips that make your journey a pleasing one:

- Always carry proper documentation that tells everything about your dog. Never forget to take vaccination and breed certificate along with you. Include your contact information, phone number and e mail ID.
- Make sure that the lodgings you choose for an overnight stay allows your dog to sleep in your room.
- Is your dog OK for a long and grueling trip to a remote corner of the country? Some dogs may not really like traveling a long distance and you may need to find out if this trip is good for your dog.
- Switch on the air conditioner whenever you take the dog for a trip in your car. If your car doesn't have an AC, you can open the glass window on the dog's side.
- Carry enough food and water for your dog to eat and relax. You may also carry sufficient treats and rewards to praise your dog.
- Check out for weather reports to know the local weather conditions. Weather pattern may vary from place to place and region to region, and you may need to prepare yourself for a particular type of weather,
- You may also wish to carry enough doggy clothing and bedding materials so that your dog feels comfortable and at home within the confines of your car.
- If you're staying in a hotel, you may wish to know some more details on the rules and regulations. While many hotels do not allow pets on their premise, some of them may allow you to bring pets into the hotel rooms,

- Some hotels may charge a small extra fee on a nightly basis, which allows you to keep the dog within the premises of the hotel. Some hotels may also offer specialized medical services for the dogs. But, the hotel management will expect that your dog is naturally well behaved and display good mannerism. You may also be asked to sign an agreement form, to state that you abide by every rule of the house,
- Planning to fly out of the country to an overseas destination? If so, you must know about the laws that govern the pets in that particular country. Laws and regulations may vary from country to country and quarantine laws for these countries may vary in nature and enforcement.
- Present legislations like PETS(Pet Travel Scheme) will allow you to carry your dog countries like Canada and UK without any restrictions,
- One of the main concerns of traveling in a car is the passenger safety that includes your family and the pet. Ensure that you're keeping this important factor in your mind before you kick start your car engine,
- If you have a small car with a cramped space, your dog may become stressed or disruptive after a few miles of traveling. A disturbed dog could be very dangerous and nuisance both to the driver and the family,
- When you're driving under hot and humid conditions, your pet may become dehydrated and stressed soon. Always turn on the AC while traveling in a hot and humid region so that your dog feels comfortable and cozy,
- You may need to let the pet out of the car to enable him to stretch his body or help him to eliminate urine and feces,
- Safety harness belts are an absolute necessity, as they can halt pet's sudden movements and wild behavior.

Submissive and Excitement Urination

Young puppies and growing adults have a peculiar habit of uncontrolled urination and wetting. Also called submissive or excitement urination, it is a habit that is natural to many dog breeds. By doing this your puppy tends to display its submissive behavior. Sometimes, even the trained dogs could get excited by seeing you and start urinating on the floor. This type of urination is more due to psychological reasons than any other factors.

There are many common situations where your puppy might get excited or stimulated, and urinate are as follows:

- Too excited greetings by the dog,
- As soon as you arrive home and see the puppy,
- When guests enter and see the dog,
- When you argue with other people,
- When you scold someone,
- Due to loud noises and shouting
- When stray dogs are spotted by your puppy,
- On seeing the food and treat,
- When fighting with other dog,
- When confronting a dog that is strong and bully

Though it is assumed that excitement urination is a bad behavior, it is also considered as a show of respect and reverence for a higher rank in the social pack. It happens in your puppies that are yet to be trained by its owner. These puppies are not yet taught the basics of obedience and discipline and they are undergoing a weaning period. On the other hand, submissive urination in adults is a feeling of insecurity and fear. It may also happen among dogs that feel very inferior in their mental attitude and such dogs are usually overly sensitive or mistreated dogs. These dogs may also feel the need to constantly apologize to

its master. When you punish your dog excessively, it may develop a fear phobia and start urinating as soon as it spots your presence.

Here are some simple tips to control submissive urination:

Tip: The best way to control submissive urination is to simply ignore that nothing has happened!

Fact #1: When your puppy urinates, never reassure or encourage him; if you do this your puppy will think that you're praising him for the act of urination,

Fact #2: Never scold your puppy when he urinates out of excitement; when you scold, your puppy will feel a greater need to apologize by urinating again,

Fact #3: Both assurance and scolding will make the matters worse,

Fact #4: Whatever you do to treat submissive urination, your attitude must be directed at building and gaining the dog's confidence,

Fact #5: The quickest way to teach a dog not to urinate is to teaching him some form of obedience and socialization,

Fact #6: When you develop self confidence and self image in your puppy, he will get stronger and wily in his mental approach,

Fact #7: Sit down with your puppy to teach him simple tricks like "shake hands" and "come here". These commands will make him to be closer with you.

How do Dogs Think?

In many ways, we think that our dogs are just dummies and act without any solid reasons. Hold on! This belief may be simply false! Your puppy is extremely smart and intelligent! It can think about you, how you act and respond! It can also assess and analyze your actions and reactions by reading through your mind! These are inherent to dogs as they were created to think and respond. They can be intelligent just because most of the dog owners have never cared to learn how to think and act like them.

Dogs do possess a number of highly refined thinking processes that help them to respond in a particular manner. Here are some of the methods by which your dog can think and act:

Non-verbal thinking: Most probably, we are all confused as what our dogs will be thinking when they are not doing anything! Nature has provided dogs an extremely innovative and highly sophisticated thinking process called “non-verbal thinking”. By using these techniques, your dog can assess, predict and analyze your actions, gestures, words and later respond with a firm reaction. Just remember your dog wagging his tail and pleading with his eyes to direct you to provide his dinner? It is more possible that your dog is imagining (or trying to set up 'imaging' in his mind) the words, actions and movements you always say and do before serving his food.

Imagery and Picture: It is well established that dogs think in many sensory impressions; pictures of visual, sound and odor that exist around them. They have a mental mechanism that allows them to form, create, etch and experience in their minds certain images, odors and sounds. They can perceive future images in their brain and act accordingly in response to the given situation. You puppy may create an image of you coming back to home and hug him with an enthusiastic greetings. It'll also create a picture that tells him to jump up with joy

and start circling around his owner. These pictures are always composed just before the future event and dogs are presumed to be the masters in these exercises. Your puppy can always imagine things, perceive invisible movements and experience future events in his mind before actually see them in real.

If your dog anticipates something in his mind, and by chance if they do not happen in reality, then they can get really frustrated and anxious. These negative behaviors will pave for a future display of indecent behavior in them. If your puppy gets to experience the same episodes every other day, then it may create a conflicting situation in his mind. Consistently conflict-ridden mind will make the dogs out of sync and reality; this will eventually lead to deep rooted frustration and many ill-conceived behaviors.

If dogs really do collect and recall images of their masters and other family members, and other objects and experiences of life, this can come very beneficial to us, and we can share the information for mutual benefit and use. Unfortunately, dog owners never try to understand how dogs can think and behave, which subsequently leads to future occurrence of misbehavior and bad habits. Dogs are known to have a problem in associating images and pictures to real life incidences and experiences.

Interesting Facts on Puppy Training

Did you know that?

Dogs can learn up to about 50 words of any language and in fact they can respond very well to them.

Dog puppies go through a fear stage from 8 to 10 weeks. Avoid your dog coming in contact with any traumatic events, as they may make the dog permanently fearful. A sudden jolt, noise or the sound of cracker may make your puppy terrified for the rest of his life.

The last chewing stage in any dog lasts up to 16 months.

When you start socialization process early in the life of your puppy, you are making him very strong and courageous for the rest of his life.

Dogs have been wearing collars for over 3000 years since Egyptians. There are many depictions of dogs with collars in art that dates back to 3000 BC.

Dogs were first domesticated about 12,000 years ago.

Survivors of the Titanic included two dogs: a Pekingese belonging to Henry Sleeper Harper and a Pomeranian belonging to Miss Margaret Hays.

If you have a puppy that is extra demanding and is always decided to have his way all the time, pay him back in the same way! Never allow him to be your boss. When you are the real boss your pup will start respecting you as his real master.

Dogs have a number of really strange habits. One is the habit to lick their private parts. Even though this looks strange, it does serve an important purpose. The dog's genitourinary tract may not function normally without the stimulation that arises out of frequent licking.

Dogs that are left isolated for long periods of time howl because they feel lonely. The main purpose of the howling in the wild is to call other dogs and gather the pack to face all potentially dangerous situations.

Dogs may never step out in case there is a rain. It's not because they're scared of getting drenched, but because the raindrops may amplify the sound and hurts their sensitive and keen ears.

A dog's intense nose works 1 million times more productively than the human nose. Some dogs are endowed with better noses, while others have the capacity to sniff out drugs and bombs.

Evidences suggest that an affectionately handled dog is healthy and sound. A frequently petted and groomed puppy is not only healthy, but also well behaved.

Barking dogs indicates that they are in alarm. Its purpose is to let you as well as other dogs know that something or someone is trying to invade their privacy and security.

Dogs can effectively read you mind and perceive what you're about to do! This wonderful intuition is a gift to mankind as we can use this ability in several ways.

The relationship between man and his dog is an endearing one. Qualified health specialists recommend their patients that they should adopt a pet dog to help them tide over the tumulus period of illness. Dogs may make a wonderful companion to elderly patients and younger kids. They also help you to learn so many things that are related to animal behavior and characters.

Puppy Training Books



The Culture Clash
Jean Donaldson



Dogs Are From Neptune
Jean Donaldson



On Talking Terms With Dogs:
Calming Signals (book)
Turid Rugaas




Calming Signals: What
Your
Dog Tells You (video)
Turid Rugaas



Before You Get Your Puppy
Ian Dunbar



After You Get Your Puppy
Ian Dunbar



Mine! A Guide To Resource
Guarding In Dogs
Jean Donaldson



Fight! A Practical Guide
To The
Treatment Of Dog-Dog Aggression
Jean Donaldson



Feisty Fido: Help For The Leash Aggressive Dog
Patricia McConnell and Karen London



Cautious Canine
Patricia McConnell




I'll Be Home Soon



Feeling Outnumbered?


Patricia McConnell




How To Be The Leader Of The Pack
Patricia McConnell



The Dog Whisperer
Paul Owens



How To Teach A New Dog Old Tricks
Ian Dunbar



How To Behave So Your Dog Behaves
Sophia Yin



Clicker Training for Dogs
Karen Pryor



Clicker Workbook: A Beginner's Guide
Karen Pryor

How To Manage & Enjoy A Multi-Dog Household
Patricia McConnell and Karen London




How To Speak Dog
Stanley Coren



Scared Dog!
Understanding and Rehabilitating Your Reactive Dog
Ali Brown



How to Right a Dog Gone Wrong
Pamela Dennison



Bringing Light to Shadow: A Dog Trainer's Diary
Pamela Dennison



Don't Shoot the Dog!
Karen Pryor



Clicker Training for Obedience
Karen Pryor

Deborah Jones



Take a Bow Wow (video)



Click for Joy!
Melissa Alexander



Click to Calm: Healing the
Aggressive Dog
Emma Parsons

Morgan Spector



Karen Pryor's Clicker
Training Start-Up Kit
Karen Pryor



The Power of Positive
Dog Training
Pat Miller